# WB-C-DE-LU-...-...

VALVOLA BILANCIAMENTO, BLOCCO E CONTROLLO MOVIMENTO A DOPPIO EFFETTO CON COLLETTORE IN LINEA

DOUBLE COUNTERBALANCE VALVE WITH IN LINE BODY

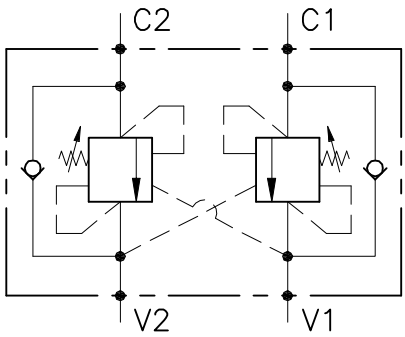


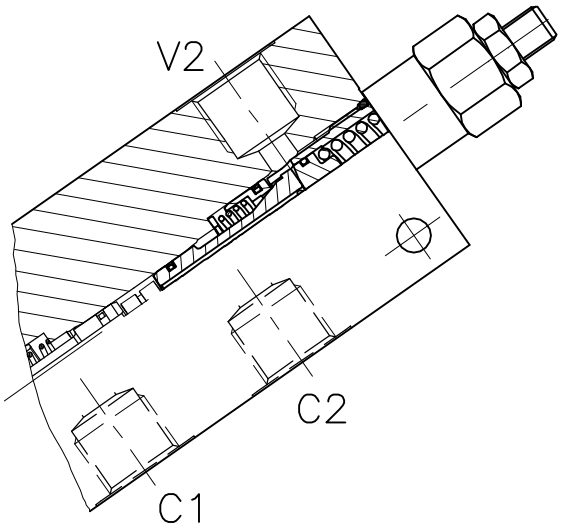


| CARATTERISTICHE | | PERFORMANCE |
|---|---|---|
| Luce nominale | **DN 6/8/10** | Rated size |
| Portata min/max | **1/60 l/min - 0.26/15.9 GPM** | Min/max flow-rate |
| Pressione max. di picco | **350 bar - 5075 PSI** | Max peak pressure |
| Pressione max. di taratura | **350 bar - 5075 PSI** | Max setting pressure |
| Rapporto di pilotaggio standard | **4.25 : 1** | Standard pilot ratio |
| Temperatura ambiente | **-30°C + 50°C** | Room temperature |
| Temperatura olio | **-30°C + 80°C** | Oil temperature |
| Filtraggio consigliato | **30 micron** | Recommended filtration |
| Coppia di serraggio | | Tightening torque |
| Peso | | Weight |

## NOTE:

La taratura deve essere **1.3** volte maggiore della pressione indotta dal carico.

Valve should be set at **1.3** times load induced pressure.

## ESEMPIO/EXAMPLE:

Pressione di lavoro max:

Max working pressure:

**350 bar / 1.3 = 270 bar**

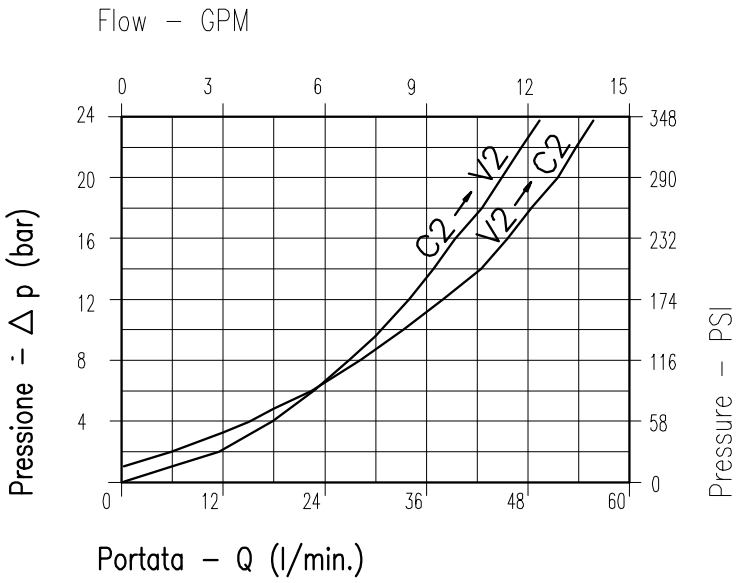


**Viscosità olio 46 cSt a 50°C**
**Oil viscosity 46 cSt at 50°C**

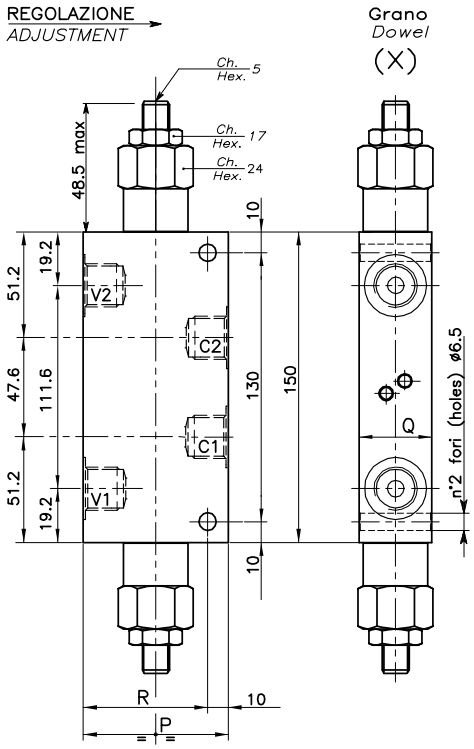


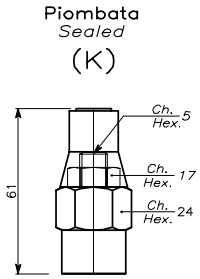


## ESEMPIO TIPICO DI CIRCUITO
## TYPICAL CIRCUIT EXAMPLE

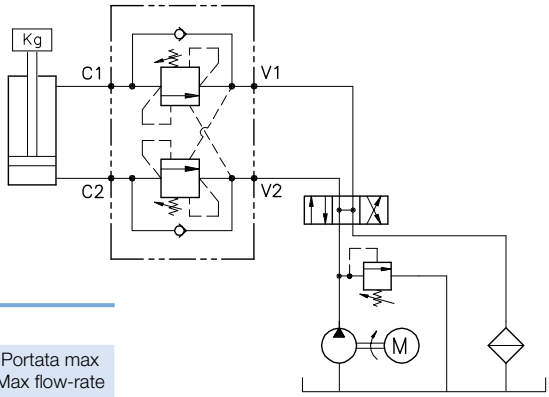


## DIMENSIONI
## DIMENSIONS

| Campo taratura Setting range | | P | Q | R | Attacchi Port size V2-C2 V1-C1 GAS (BSPP) | Luce nominale Rated size DN | Portata max Max flow-rate l/min - GPM |
|---|---|---|---|---|---|---|---|
| 256 | 257 | 60 | 30 | 50 | 3/8" | 8 | 40-10 |
| 258 | 259 | 70 | 35 | 60 | 1/2" | 10 | 60 -15 |

## CODICE DI ORDINAZIONE
## HOW TO ORDER

N01 . 256 . 0 X 0 . A

| Campo taratura / Setting range | |
|---|---|
| 256 | 257 |
| 258 | 259 |
| Campo taratura 30÷220 bar (molla colore verde) Setting range 30÷220 bar (green spring) | Campo taratura 60÷350 bar (molla colore giallo) Setting range 60÷350 bar (yellow spring) |
| Taratura standard (Q=5 l/1') Std. bar setting (Q=5 l/1') **180 bar** / Incr. press. - bar giro/vite Pressure rise - turn of screw **(50)** | Taratura standard (Q=5 l/1') Std. bar setting (Q=5 l/1') **250 bar** / Incr. press. - bar giro/vite Pressure rise - turn of screw **(90)** |

| Rapporto di pilotaggio Pilot ratios | |
|---|---|
| O | 4.25 : 1 |
| D | 8 : 1 |

| Regolazione Adjustment | |
|---|---|
| X | Grano - Dowel |
| K | Piombata - Sealed |

| Collettore Body | |
|---|---|
| A | Acciaio zincato Zinc plated steel |

| | |
|---|---|
| 258 | Collettore possibile in AL togliendo "A" Available aluminium body without "A" |
| 259 | |
| 256 | |
| 257 | |